


WOOD WALL SQUARING

SQUARING STATION



PANELS PLUS



visit us on   

2611 YH Hanson Ave, Albert Lea, MN 56007 | 866-726-7587 | sales@panplus.com

WOOD WALL SQUARING STATION



The Squaring Station holds the wall panel square while sheathing is tacked in place and rough openings are routed out. The Squaring Station consists of a squaring table with various features including squaring stops to ensure squareness of wall panels. When not using pre-cut sheathing, a handlebar router is used to cut any rough openings.

The Panels Plus panelized wall panel systems are more ergonomic than traditional construction methods and are developed at an ergonomic working height. This eliminates the need to continually kneel or hunch over to build wall panels – improving employee health and safety.



Wood Wall Squaring Station Without Wall Panel



Benefits

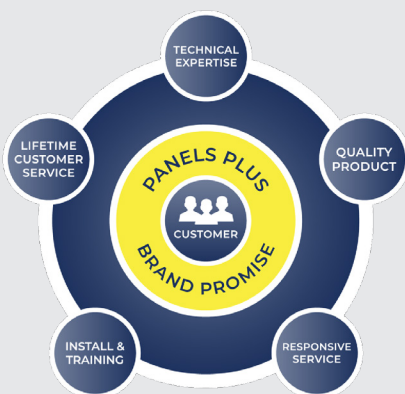

- Ergonomic working height
- Holds wall square while tacking sheathing
- Improved squareness vs. traditional methods

Features

- Squaring Table
- Stationary Side
- Telescoping Side
- Squaring Stops
- Footswitch & Push-Button Controls
- Horizontal Rollers



Wood Wall Squaring Station With Wall Panel



The Panels Plus Promise

We promise to support our customers for as long as they own Panels Plus equipment. Whether you're a startup plant and need technical expertise, or you're seasoned in the industry and are planning to integrate equipment into your existing lines, Panels Plus will be here to help ensure your success.

- Technical Expertise & Assistance
- Installation & Training
- Customer Support